

**Pressure Test Pump LR-Cal LPP 40, operated with ambient air to generate pressure up to +40 bar (580 psi), switchable to generate vacuum up to -0,95 bar (-28 inHg)**

The Pressure Test Pump **LR-Cal LPP 40** is used to generate pressures and vacuum for checking, adjusting and calibrating mechanical and electronic pressure measuring instruments by comparative measurements. These pressure tests may be carried out in laboratories, workshop or on site at the measuring point. If the instrument under test and a sufficiently accurate reference measuring instrument are connected to the **LR-Cal LPP 40** Pressure Test Pump, the same pressure / vacuum is applied to the two instruments when the pump is operated.



Despite to its compact dimensions, the Pressure Test Pump **LR-Cal LPP 40** is easy to operate and allows for exact generation of the required test pressures. A change-over switch enables the generation of vacuum as well. The **LR-Cal LPP 40** is fitted with a fine adjustment valve for the precise adjustment of pressures. The reference instrument is screwed directly on to the top of the pump and the unit under test is connected by means of a connection tube incorporating an adapter 1/4" BSP rotating female port (Optional: 1/4" NPT female).

#### Specification:

Making pressure:	0 to 40 bar = 0 to 580 psi, switchable to
making vacuum:	0 to -0,95 bar = 0 to -28 inHg
Pressure ports:	1/2" BSP female (rotating swivel nut with o-ring) for reference instrument on the top of the pump (Optional: 1/4" BSP female rotating or 3/8" BSP female) 1/4" BSP female (rotating swivel nut with o-ring) at test hose 0.5 m for test item (Optional: 1/4" NPT female)
Materials:	Anodised aluminium, brass, ABS
Volume per stroke:	approx. 11 cm <sup>3</sup>
Pressure adjustment:	Fine adjustment valve (volume variator)
Dimension:	approx. 220 x 105 x 63 mm
Weight:	approx. 510 g

#### Standard scope of delivery:



- Pressure Test Pump **LR-Cal LPP 40**
- Test hose 0.5 m with 1/4" BSP female port (rotating, with o-ring)
- Operating manual


#### Optional Accessories:

- Tool to simplify the operation of the fine adjustment valve
- Several sets of threaded adapters for the test item pressure port
- Transit case
- Reference pressure reading instruments, Pressure Calibrators, analogue pressure gauges, in different accuracies and functionality.



**Order-Codes:**

Description	Order-Code
<b>LR-Cal LPP 40</b> Pressure Test Pump -0,95...+40 bar Reference port 1/2" BSP female rotating (3/8" BSP female if dismantled)	<b>LPP-40</b>
ditto, but reference port 1/4" BSP female rotating	<b>LPP-40-G14</b>
ditto, but reference port 1/4" NPT female and test port 1/4" NPT female	<b>LPP-40-N14</b>
Set of BSP adapters 1/8" BSP F + 3/8" BSP F + 1/2" BSP F + 1/2" BSP M	<b>LPP-ADAPTER-BSP</b>
Set of NPT adapters 1/8" NPT F + 1/4" NPT F + 3/8" NPT F + 1/2" NPT F	<b>LPP-ADAPTER-NPT</b>
Set of metric adapters M12 x 1,5 + M20 x 1,5 + Minimes 1620	<b>LPP-ADAPTER-M</b>
Tool to simplify the operation of the fine adjustment valve	<b>LPP-VOLUMEN-TOOL</b>
Transit case with custom foams	<b>LPP-KOFFER</b>
<b>LPP-MANO-K06</b> Analogue reference pressure gauges DN 100 ±0.6% FS incl. Certificate of Calibration, fine graduation dial Available pressure ranges: 0...4 bar/psi; 0...25 bar/psi; 0...40 bar/psi; -1...0 bar/inHg; -1...+39 bar/psi	 <b>LPP-MANO-K06-...</b>
<b>LPP-MANO</b> Analogue reference pressure gauges DN 63 ±1.0% FS, fine graduation dial Available pressure ranges: 0...2 bar/psi; 0...11 bar/psi; 0...25 bar/psi; 0...40 bar/psi; -1...0 bar/inHg; -1...+39 bar/psi	 <b>LPP-MANO-...</b>
SPARE PART: Test hose 0.5 m with 1/4" BSP F rotating port	<b>LPP-SCHLAUCH</b>
SPARE PART: Fine adjustment valve with relief valve	<b>LPP-VENTIL</b>
Service Kit for <b>LR-Cal LPP 40</b>	<b>LPP-WARTUNG</b>



- (1) Pressure port for reference instrument, 1/2" BSP female rotating swivel nut, with o-ring
- (2) Fine adjustment valve
- (3) Relief valve
- (4) Switch pressure/vacuum
- (5) Pump handles
- (6) Adjustable knurled nut for adjustment of delivery rate
- (7) Pressure port for test item 1/4" BSP female rotating swivel nut, with o-ring
- (8) Test hose

